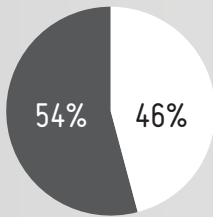


EUROPE MARKET OVERVIEW

6,709,268,432

Q4, 2010 MOBILE ADVERTISING IMPRESSIONS ON THE InMobi NETWORK

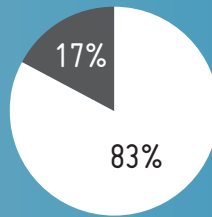


SMARTPHONE IMPRESSIONS
3.1 billion
 ADVANCED PHONE IMPRESSIONS
3.6 billion

EUROPE MARKET OVERVIEW

30,743,035,934

Q4, 2011 MOBILE ADVERTISING IMPRESSIONS ON THE InMobi NETWORK



SMARTPHONE IMPRESSIONS
25.4 billion
 ADVANCED PHONE IMPRESSIONS
5.3 billion



358%

GROWTH IN MOBILE IMPRESSIONS OVER THE PAST 1 YEAR



722%

GROWTH IN SMARTPHONE IMPRESSIONS IN EUROPE MOBILE MARKET

HANDSET SHARE OF IMPRESSIONS

Q4, 2010

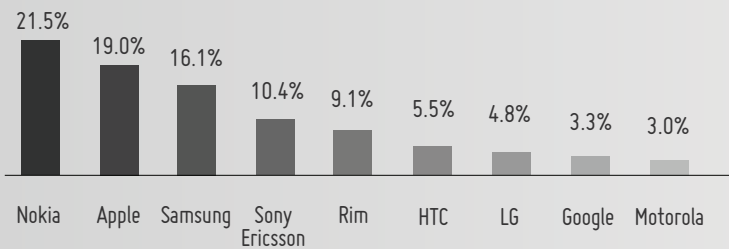
| | | | |
|---|--------------------------|--|------|
| 1 | Apple iPhone 3GS | | 5.3% |
| 2 | RIM Blackberry 8520 | | 5.0% |
| 3 | Apple Ipod Generation IV | | 4.4% |
| 4 | Google Nexus One | | 4.3% |
| 5 | HTC Desire | | 3.5% |

HANDSET SHARE OF IMPRESSIONS

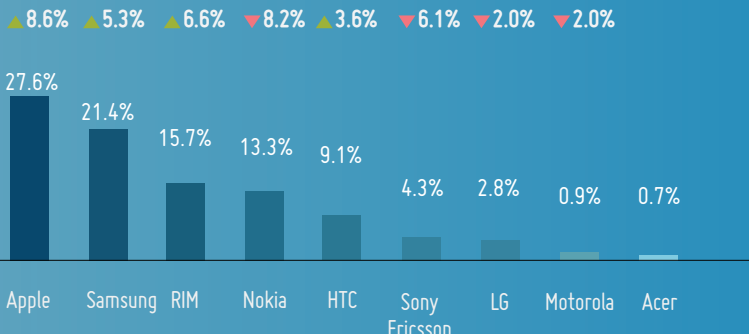
Q4, 2011

| | | | |
|---|----------------------------------|--|-------|
| 1 | Apple iPhone 4 | | 10.4% |
| 2 | Apple iPad I | | 6.3% |
| 3 | RIM BlackBerry 8520 | | 6.2% |
| 4 | Samsung GT-I9100 (Galaxy S II) | | 4.1% |
| 5 | Apple iPhone 4S | | 3.8% |

MANUFACTURERS SHARE OF IMPRESSIONS



MANUFACTURERS SHARE OF IMPRESSIONS



OS SYSTEM SHARE OF IMPRESSIONS

Q4, 2010



IPHONE OS
19.1%



ANDROID
16.7%



SYMBIAN OS
13.9%

OS SYSTEM SHARE OF IMPRESSIONS

Q4, 2011



ANDROID



IPHONE OS



RIM OS